

FOUNDATION FOR

ARABLE RESEARCH



# White Clover Harvest and Weed Management Seminar

*Thursday 23<sup>rd</sup> April 2026*

*Ashburton Hotel, 1:30 to 3:30 pm*



ADDING VALUE TO THE BUSINESS OF CROPPING

## Speaker Details

<b>Phil Rolston</b>	<b>SIRC</b>	<b>phil.rolston@outlook.com</b>	<b>027 405 8702</b>
<b>Sean Weith</b>	<b>FAR</b>	<b>sean.weith@far.org.nz</b>	<b>027 257 7171</b>
<b>Fiona Anderson</b>	<b>FAR</b>	<b>fiona.anderson@far.org.nz</b>	<b>027 357 4394</b>
<b>Owen Gibson</b>	<b>FAR</b>	<b>owen.gibson@far.org.nz</b>	<b>027 733 2257</b>

## Programme

<b>Introduction and Overview</b>	<b>Phil Rolston</b>
<b>2025-26 Field Trial Details</b>	<b>Sean Weith</b>
<b>Herbicide Efficacy</b>	<b>Sean Weith</b>
<b>Flower Development</b>	<b>Fiona Anderson</b>
<b>Harvest Discussion</b>	<b>Owen Gibson and Growers</b>
<b>General Discussion</b>	
<b>Afternoon Tea</b>	

## Booklet Contents

<b>Project Overview</b>	<b>Page 2</b>
<b>2025-26 Field Trial 1 - Methven</b>	<b>Page 3-9</b>
<b>2025-26 Field Trial 2 - Barrhill</b>	<b>Page 10-16</b>
<b>FAR Harvest Resources</b>	<b>Page 17</b>

© Foundation for Arable Research (FAR)  
DISCLAIMER

This publication is copyright to the Foundation for Arable Research and may not be reproduced or copied in any form whatsoever without written permission. It is intended to provide accurate and adequate information relating to the subject matters contained in it. It has been prepared and made available to all persons and entities strictly on the basis that FAR, its researchers and authors are fully excluded from any liability for damages arising out of any reliance in part or in full upon any of the information for any purpose. No endorsement of named products is intended nor is any criticism of other alternative, but unnamed product.

## Project Overview

During seed production, white clover (*Trifolium repens* L.) can struggle to compete against weed species in the paddock. This is due to its relatively slow establishment, prostrate growth habit, and the use of wide row spacings. Weed species compete directly with the crop for resources, but also pose a risk to seed yield due to dressing required to remove them from the harvested product. Therefore, achieving effective weed control is favourable in white clover seed production.

While herbicides can help manage weeds in the crop, their application is complex. Broadleaf weed species tend to be more difficult to target than monocot weeds (grasses etc.) due to the effective broadleaf weed chemistry sometimes having unintended effects on the white clover crop. This can include canopy damage, temporary crop suppression and plant death. The herbicides used must effectively eliminate weeds without harming the white clover plants, which requires careful consideration of the selectivity, timing and residual activity of the herbicides applied.

The objective of this work was to evaluate the impact of various herbicide combinations and their application timings on seed yield, weed control and crop damage at different growth stages in two commercial white clover seed crops.

## Key Points

- In the Methven trial, late May applications of imazethapyr resulted in reduced broomrape germination relative to most non-imazethapyr plots.
- At the Barrhill trial, all herbicide treatments incorporating 2,4-D applications at the August application timing achieved high sow thistle control.
- Phytotoxicity and reductions in crop biomass were observed during the season in both trials, however, most treated plots recovered prior to harvest desiccation.
- In both trials, the applied herbicide programmes had no effect on crop development and capacity to produce flowers.
- At the Barrhill trial, all treatments were hit equally by the hail event on the 20 December and recovered similarly.
- Mean machine dressed seed yields of plots treated with paraquat (Gramoxone® 250) were significantly lower relative to the untreated control (nil herbicide) plots.

## Methven Trial

Trial 1 was located near Methven in a cv. Ruru crop grown under dryland conditions. The crop was sown on 28 February 2025 at a rate of 2.7 kg/ha in 30.5 cm row spacings. The agronomic management of the paddock is given in Table 1. The trial plots were harvested on 7 February 2026.

This trial focussed on general broadleaf weed control. The most common weeds present at harvest included wireweed (*Polygonum aviculare*), rayless chamomile (*Matricaria discoidea*), dandelion (*Taraxacum officinale*) and volunteer barley (*Hordeum vulgare*). A late flush of broomrape (*Orobanche minor*) occurred in December 2025. The treatments are described in Table 2, with mode of action given in Table 3 and crop growth stages given in Table 4.

**Table 1:** Agronomic management inputs for H23-02-00\_2025-26 Trial 1 – White Clover General Broadleaf Trial - Methven.

Action	Date	Product	Rate
<b>Insecticide</b>	28/02/2025	suSCon® Green (100 g/kg chlorpyrifos)	7 kg/ha
	03/03/2025	Dew™ 600 (600 g/L diazinon)	4 L/ha
	08/04/2025	SlugOut® (18 g/kg metaldehyde)	Headland only: 8 kg/ha
	29/05/2025	SlugOut® (18 g/kg metaldehyde)	8 kg/ha
<b>Herbicide</b>	05/03/2025	Glyphosate540 (540 g/L glyphosate)	1 L/ha
	16/04/2025	Armada® 800WG (800 g/kg flumetsulam)	65 g/ha
		Contact™ Xcel (980 g/L linear alcohol ethoxylate)	25 mL/100 L
	06/06/2025	Kerb® 500 SC (500 g/L propyzamide)	2.5 L/ha
	18/07/2025	Relay® Super S (680 g/L 2,4-D ester)	2 L/ha
		Platoon® (25 g/L diflufenican + 250 g/L bromoxynil)	1.5 L/ha
	03/11/2025	Dynamo® (17 g/L flumetsulam + 480 g/L bentazone)	3 L/ha
	04/02/2026	Reglone® (200 g/L diquat)	2 L/ha
Gramoxone® 250 (250 g/L paraquat)		2 L/ha	

**Table 2:** Treatment product and application timing for H23-02-00\_2025-26\_T1 – White Clover General Broadleaf Trial - Methven.

TRT	Timing 1 – 23 May 2025			Timing 2 – 18 July 2025			Timing 3 – 7 October 2025			Timing 4 – 5 November 2025			Timing 5 – 17 November 2025		
	PRODUCT	DOSE RATE	DOSE UNIT	PRODUCT	DOSE RATE	DOSE UNIT	PRODUCT	DOSE RATE	DOSE UNIT	PRODUCT	DOSE RATE	DOSE UNIT	PRODUCT	DOSE RATE	DOSE UNIT
1	Negative Control	-	-	-	-	-	-	-	-	-	-	-	-	-	-
2	Equate®	400	mL/ha				Gramoxone®	1.8	L/ha						
3	Hasten™	500	mL/100 L				Gramoxone®	1.8	L/ha						
4	Agritone® 750	1	L/ha				Gramoxone®	1.8	L/ha						
5	Equate®	400	mL/ha				Gramoxone®	1.8	L/ha						
6	Hasten™	500	mL/100 L				Gramoxone®	1.8	L/ha						
7	Agritone® 750	1	L/ha				Gramoxone®	1.8	L/ha						
8	Platoon®	1.5	L/ha	Agritone® 750	1	L/ha	Gramoxone®	1.8	L/ha	Tropotox™ Ultra	4	L/ha	Tropotox™ Ultra	4	L/ha
9	Platoon®	1.5	L/ha	Pasture-Kleen™	1.5	L/ha	Gramoxone®	1.8	L/ha						
	Equate®	400	mL/ha	Platoon®	1.5	L/ha									
	Hasten™	500	mL/100 L												

### Treatment Mode of Action Groups

**Table 3:** Product names, rate and active ingredient, HRAC mode of action code and activity group, manufacturer and formulation type of all products included in the Methven trial.

PRODUCT	RATE + ACTIVE INGREDIENT	GROUP CODE	MANUFACTURER	FORM
Agritone® 750	750 g/L MCPA	Group 4	Nufarm Ltd	SL
Equate®	240 g/L imazethapyr	Group 2	Adria Crop Protection Solutions	SL
Gramoxone® 250	250 g/L paraquat	Group 22	Syngenta Crop Protection Ltd	SC
Pasture-Kleen™	680 g/L 2,4-D	Group 4	Corteva Agriscience	EC
Platoon®	25 g/L diflufenican + 250 g/L bromoxynil	Group 12 + Group 6	Adama NZ Ltd	EC
Tropotox™ Ultra	375 g/L MCPB + 25 g/L MCPA	Group 4	PGG Wrightson	SC

### Experimental design – Methven Trial

ROWS	Column PLOT	1 TRT	N	Column PLOT	2 TRT
1	101	3	N →	301	2
2	102	9		302	5
3	103	6		303	8
4	104	4		304	1
5	105	7		305	6
6	106	2		306	9
7	107	5		307	7
8	108	1		308	3
9	109	8		309	4
10	201	8		401	9
11	202	4		402	6
12	203	5		403	1
13	204	7		404	3
14	205	2		405	4
15	206	6		406	2
16	207	1		407	8
17	208	9		408	7
18	209	3		409	5

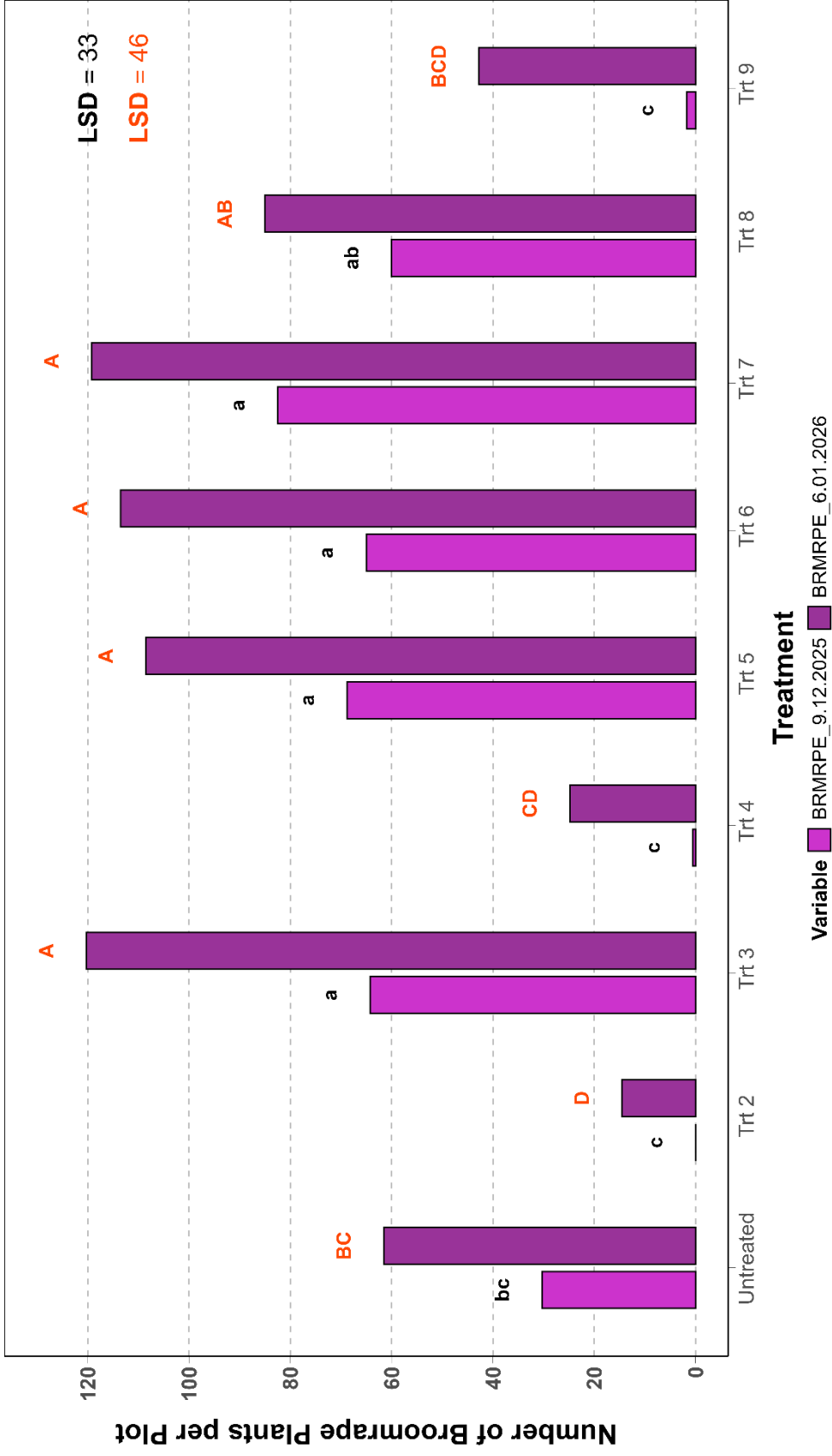
Tramline

### Application Timings

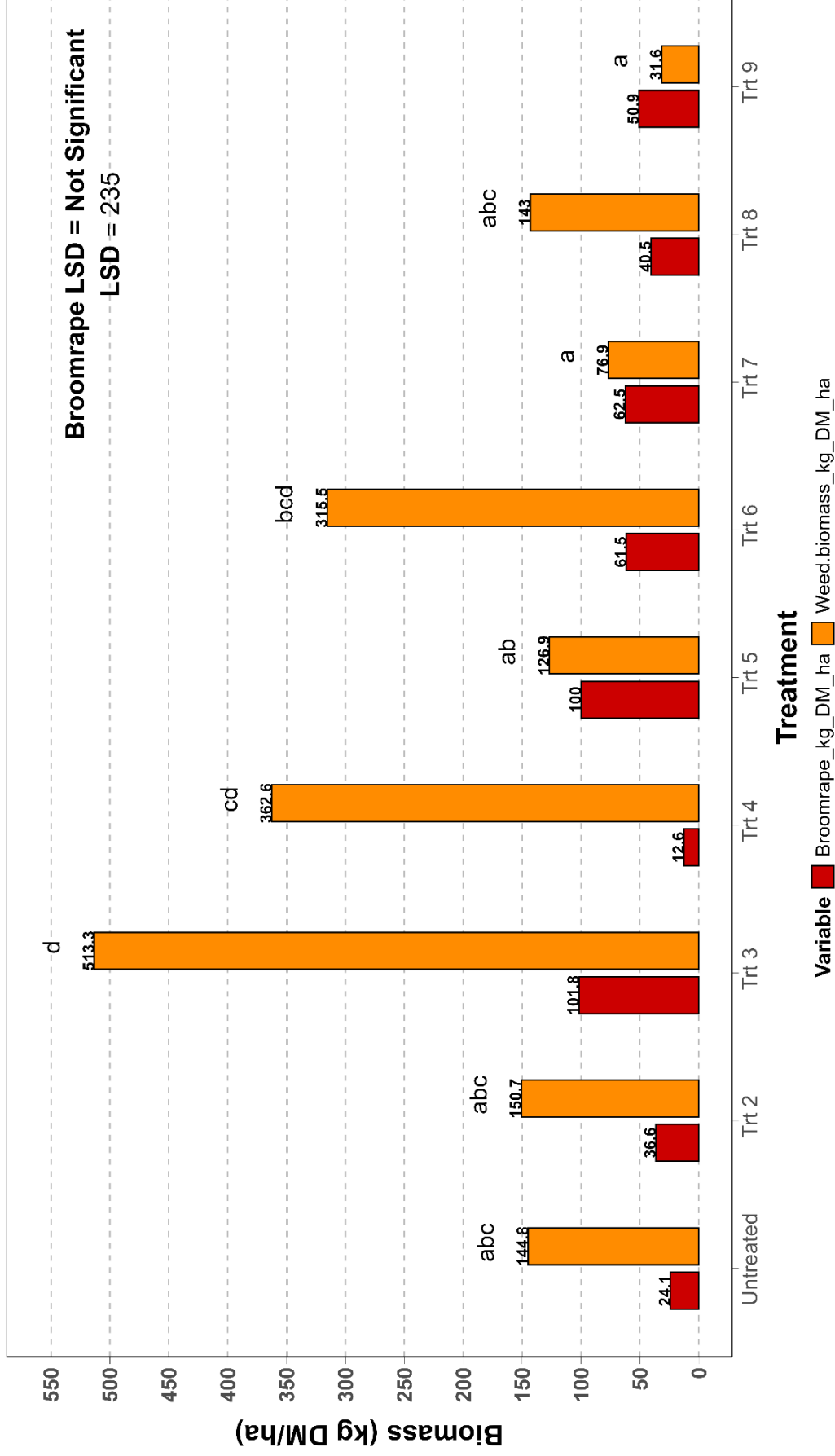
**Table 4:** A description of the growth stage of the white clover seed crop at treatment application timings in the Methven trial.

Application	Crop Growth Stage - Timing	Application Date
Timing 1	<b>Majority:</b> 3-6 trifoliolate leaves (GS 13-16)	23 May 2025
Timing 2	<b>Majority:</b> 6-9 trifoliolate leaves (GS 16-19) -	18 July 2025
Timing 3	<b>Majority</b> = GS 19 <b>Maximum</b> = GS 32 (Stolons 3 cm)	7 October 2025
Timing 4	First flower buds emerged	5 November 2025
Timing 5	Predominantly buds, but some early flowers blooming	17 November 2025

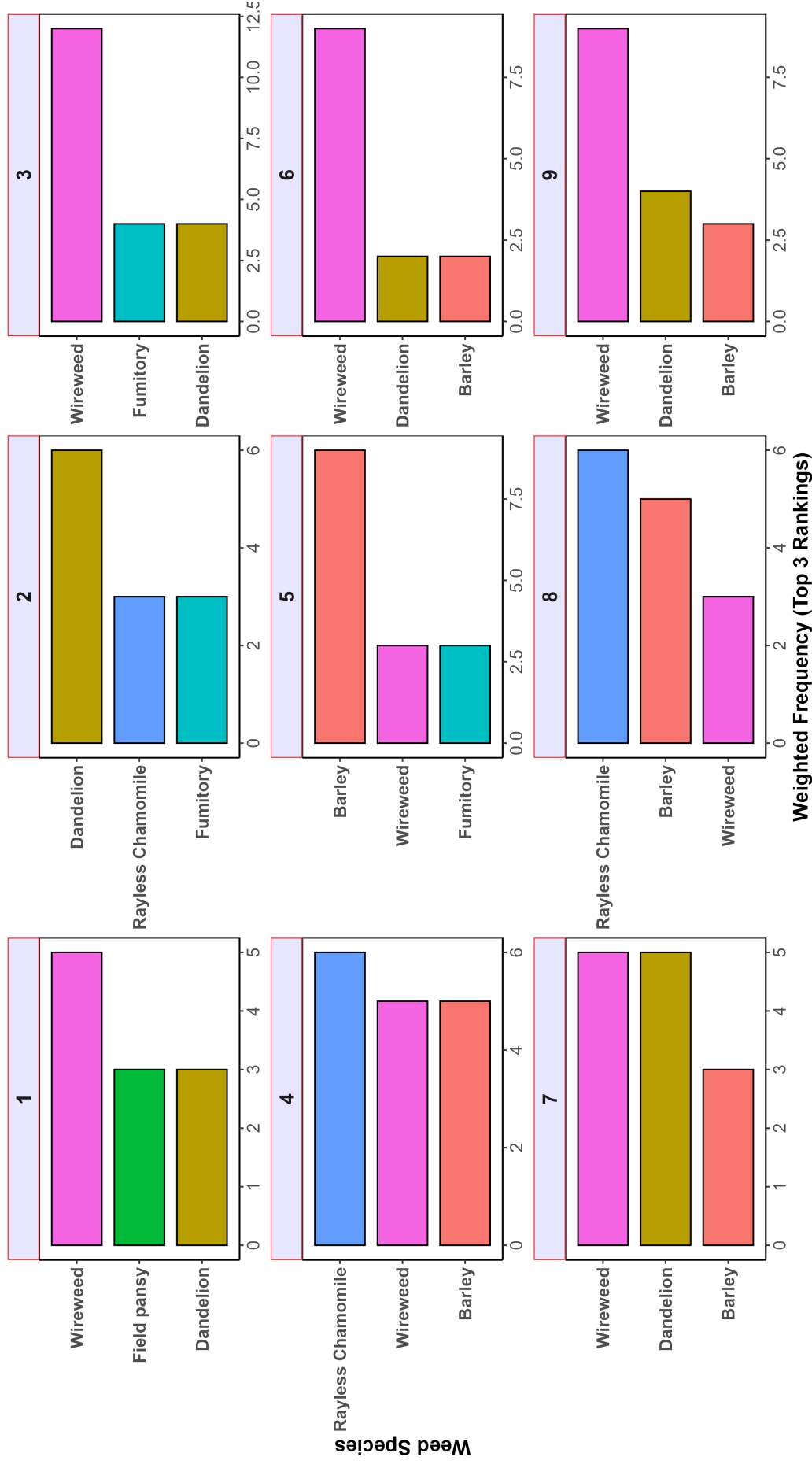
## Weed Efficacy



**Figure 1:** Mean number of broomrape (*Orobanche minor*) plants in treatment plots on 9 December 2025 and 6 January 2026. Means that do not share a letter are significantly different. Black = LSD for 9 December 2025; Red = LSD for 6 January 2026.



**Figure 2:** Mean biomass (kg DM/ha) of broomrape (*Orobancha minor*) and other weed species in treatment plots prior to desiccation on 26 January 2026. Means that do not share a letter are significantly different.



**Figure 3:** Weighted frequency of the top three weed species in biomass cuts taken from trial plots prior to desiccation on the 26 January 2026. Species are weighted according to their relative dominance within each plot sample.

## Effects of Herbicides on Crop Development - Methven

The seed yield component data collected to date from the Methven trial is given in Table 5. There was no significant difference between treatments in plant population, number of stolons, flowers produced or flower maturity at harvest. Plots treated with 1.8 L/ha of paraquat (Gramoxone® 250) in early October had an average of 22% lower ( $P < 0.001$ ) machine dressed seed yield compared with the mean of the untreated control (nil herbicide).

**Table 5:** The plant population, stolons per plant, total flower population, mature and rotting flower population and machine-dressed (MD) seed yield from the Methven trial, harvested on 7 February 2026. Means that do not share a letter are significantly different.

Treatment No.	Plants/m <sup>2</sup>	Stolons/m <sup>2</sup>	Total flowers/m <sup>2</sup>	Mature & Rotting Flowers/m <sup>2</sup>	MD seed yield (kg/ha)
1	52	350	768	537	666 d
2	50	318	924	672	499 a
3	46	344	845	720	576 bc
4	47	340	888	679	478 a
5	47	337	767	602	468 a
6	51	338	914	718	517 ab
7	51	349	1114	919	664 d
8	51	338	923	726	591 c
9	43	270	962	770	477 c
<b>Mean</b>	<b>49</b>	<b>332</b>	<b>901</b>	<b>705</b>	<b>549</b>
<b>p-value</b>	<b>ns</b>	<b>ns</b>	<b>ns</b>	<b>ns</b>	<b>&lt;0.001</b>
<b>LSD</b>					<b>64.3</b>

The final stolon count data is given in Table 6. This count was completed on 19 January 2026 prior to the first spray of the grower's desiccation programme. There was no significant difference in the number of flowers per stolon, or their development, prior to desiccation for harvest.

**Table 6.** Flowers per stolon, and the proportion (%) of the flower population in bud, white, half-pollinated (half), fully pollinated (full) and lost to rotting after maturity (lost – full) on 19 January 2026 at the Methven trial.

Treatment No.	Flowers/stolon	Bud %	White %	Half %	Full %	Lost – Full %
1	2.6	5	5	2	69	19
2	2.8	16	0	3	65	16
3	2.9	18	0	0	79	2
4	2.3	16	11	4	59	10
5	2.5	6	6	7	60	21
6	2.7	11	4	15	59	11
7	2.6	12	4	5	66	13
8	2.8	10	6	11	57	16
9	3.3	15	2	2	73	7
<b>Mean</b>	<b>2.7</b>	<b>12</b>	<b>4</b>	<b>6</b>	<b>65</b>	<b>13</b>
<b>p-value</b>	<b>0.422</b>	<b>0.433</b>	<b>0.651</b>	<b>0.539</b>	<b>0.798</b>	<b>0.575</b>

## Barrhill Trial

The second white clover crop was located near Barrhill in a cv. Crusader crop grown under irrigated conditions. The crop was sown on 16 March 2025 at a rate of 2.7 kg/ha in 33 cm row spacings. The paddock was heavy rolled on 26 August 2025 and irrigated on 11 December 2025. The agronomic management of the paddock is given in Table 7. The trial plots were harvested on 23 February 2026.

This trial focussed on sow thistle control, with the site containing both annual sow thistle (*Sonchus oleraceus*) and spiny (prickly) sow thistle (*Sonchus asper*) populations. The treatments are described in Table 8, with mode of action given in Table 9 and crop growth stages given in Table 10.

**Table 7:** Agronomic management inputs for H23-02-00\_2025-26 Trial 2 – White Clover Sow Thistle Trial - Barrhill.

Action	Date	Product	Rate
Herbicide	20/02/2025	RoundUp Ultra®MAX (580 g/L glyphosate)	2 L/ha
		Granstar® (750 g/kg tribenuron-methyl)	40 g/ha
		Slikka™ (800 g/L polyalkyleneoxide modified methyltrisiloxane)	100 mL/100L
	06/04/2025	Preside™ (800 g/kg flumetsulam)	65 g/ha
		Uptake® (582 g/L paraffinic oil and 240 g/L alkoxyated alcohol non-ionic surfactants)	1 L/ha
	17/04/2025	Gallant® Ultra (520 g/L haloxyfop-P methyl)	120 mL/ha
		Uptake® (582 g/L paraffinic oil and 240 g/L alkoxyated alcohol non-ionic surfactants)	1 L/ha
	14/05/2025	Kyte™ 700 <sup>WG</sup> (700 g/kg imazethapyr)	140 g/ha
		Actiwett® (935 g/L linear alcohol ethoxylate)	200 mL/100L
	04/06/2025	Kerb® 500 SC (500 g/L propyzamide)	3 L/ha
	13/08/2025	Dynamite™ (680 g/L 2,4-D ethyl hexyl ester)	
		Argosy® (25 g/L diflufenican + 250 g/L bromoxynil)	
	13/09/2025	Vixen® (200 g/L glufosinate-ammonium + 20 g/L oxyfluorfen)	5 L/ha (inter-row spraying)
	24/01/2026	Agritone® 750 (750 g/L MCPA)	2 L/ha
	05/02/2026	Agritone® 750 (750 g/L MCPA)	2 L/ha
	11/02/2026	Reglone® (200 g/L diquat)	2 L/ha
		Actiwett® (935 g/L linear alcohol ethoxylate)	250 mL/ha
	18/02/2026	Reglone® (200 g/L diquat)	2 L/ha
		Actiwett® (935 g/L linear alcohol ethoxylate)	250 mL/ha

**Table 7** continued. Agronomic management inputs for H23-02-00\_2025-26 Trial 2 – White Clover Sow Thistle Trial - Barrhill.

<b>Action</b>	<b>Date</b>	<b>Product</b>	<b>Rate</b>
<b>Insecticide</b>	16/03/2025	suSCon® Green (100 g/kg chlorpyrifos)	7.5 kg/ha
		Diazinon 20G (200 g/kg diazinon)	5 kg/ha
		Metarex® Inov (40 g/kg metaldehyde)	4 kg/ha
	31/03/2025	Endure® (50 g/kg metaldehyde)	5 kg/ha
	08/12/2025	Mavrik® Aquaflo (240 g/L tau-fluvalinate)	150 mL/ha
<b>Fertiliser</b>	31/03/2025	Cropmaster15 (14.8 – 10 – 10 – 7.4))	50 kg/ha
<b>Nutrient</b>	08/12/2025	YaraVita™ Bortrac 150 (150 g/L boron)	1 L/ha
<b>Fungicide</b>	21/12/2025	CuSOL® (92.8 g/L copper ammonium complex)	2 L/ha

**Table 8:** Treatment product and application timing for H23-02-00\_2025-26\_T2 – White Clover Sow Thistle Trial – Barrhill.

TRT	Timing 1 – 23 May 2025			Timing 2 – 14 August 2025			Timing 3 – 5 November 2025		
	PRODUCT	DOSE RATE	DOSE UNIT	PRODUCT	DOSE RATE	DOSE UNIT	PRODUCT	DOSE RATE	DOSE UNIT
1	Negative Control	-	-	-	-	-	-	-	-
2	Equate® Hasten™	400 500	mL/ha mL/100 L				Gramoxone® 250	2	L/ha
3	Agritone® 750	1	L/ha				Gramoxone® 250	2	L/ha
4	Equate® Hasten™ Agritone® 750	400 500 1	mL/ha mL/100 L L/ha				Gramoxone® 250	2	L/ha
5	Tropotox® Ultra	4	L/ha	Platoon® Pasture-Kleen™	1.5 2.5	L/ha L/ha			
6	Tropotox® Ultra Agritone® 750	4 860	L/ha mL/ha	Platoon® Pasture-Kleen™	1.5 2.5	L/ha L/ha			
7				Platoon® Pasture-Kleen™	1.5 2	L/ha L/ha			
8				Baton® 800WSG Platoon®	1.7 1.5	kg/ha L/ha			
9	Equate® Hasten™	400 500	mL/ha mL/100 L	Pasture-Kleen™ Platoon®	2.2 1.5	L/ha L/ha	Dynamo®	3	L/ha

## Treatment Mode of Action Groups

**Table 9:** Product names, rate and active ingredient, HRAC mode of action code and activity group, manufacturer and formulation type of all products included in the Barrhill trial.

PRODUCT	RATE + ACTIVE INGREDIENT	GROUP CODE	MANUFACTURER	FORM
Agritone® 750	750 g/L MCPA	Group 4	Nufarm Ltd	SL
Baton® 800WSG	800 g/kg 2,4-D	Group 4	Nufarm Ltd	WSG
Dynamo®	17 g/L flumetsulam + 480 g/L bentazone	Group 2 + Group 6	Arxada NZ Ltd	SL
Equate®	240 g/L imazethapyr	Group 2	Adria Crop Protection Solutions	SL
Gramoxone® 250	250 g/L paraquat	Group 22	Syngenta Crop Protection Ltd	SC
Pasture-Kleen™	680 g/L 2,4-D	Group 4	Corteva Agriscience	EC
Platoon®	25 g/L diflufenican + 250 g/L bromoxynil	Group 12 + Group 6	Adama NZ Ltd	EC
Tropotox™ Ultra	375 g/L MCPB + 25 g/L MCPA	Group 4	PGG Wrightson	SC

## Experimental design

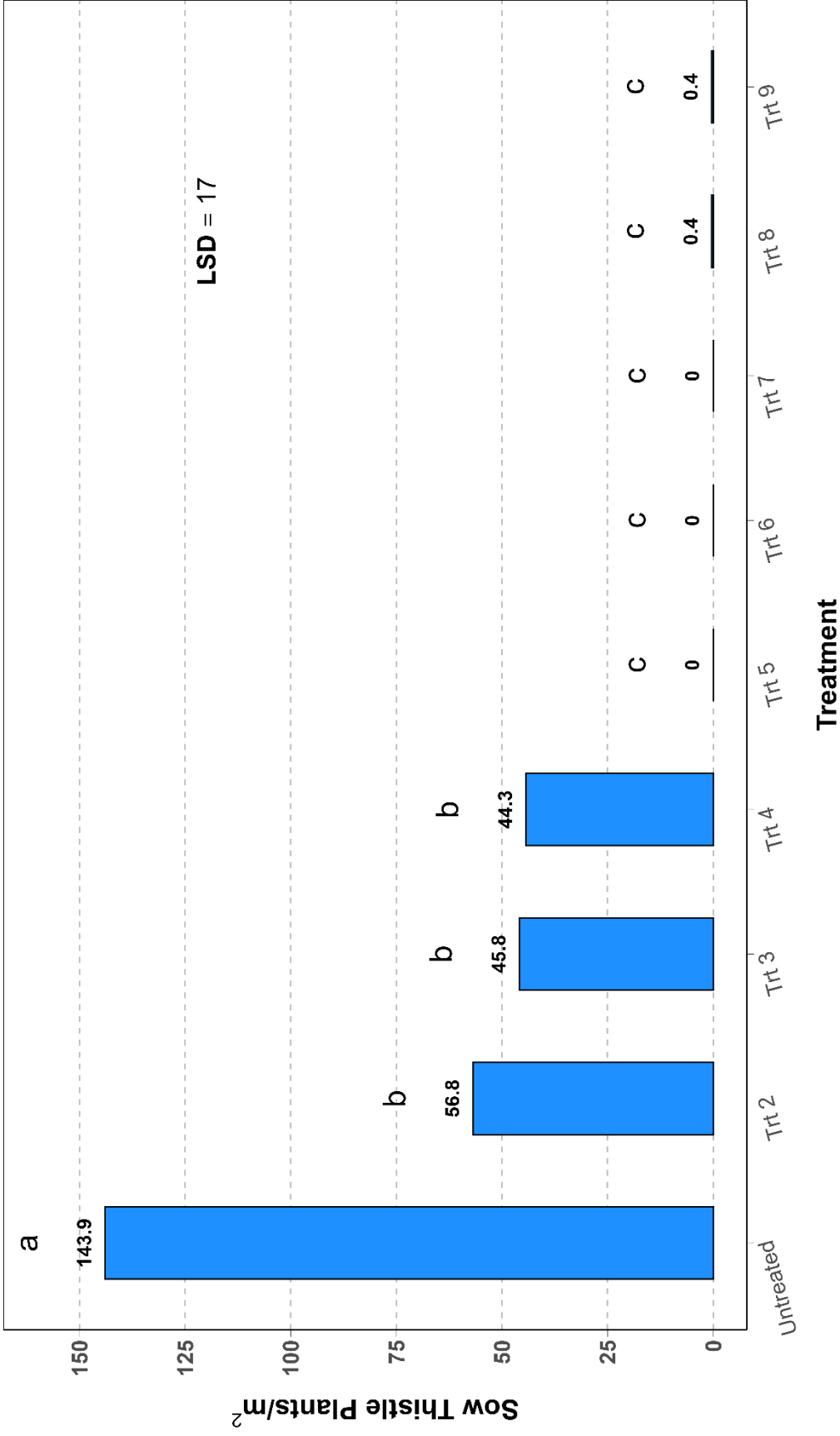
ROWS	Column 1 PLOT	1 TRT	Column 2 PLOT	2 TRT
1	101	5	301	1
2	102	6	302	8
3	103	7	303	2
4	104	4	304	9
5	105	3	305	4
6	106	8	306	3
7	107	2	307	5
8	108	9	308	6
9	109	1	309	7
10	201	4	401	2
11	202	9	402	8
12	203	5	403	6
13	204	3	404	1
14	205	7	405	5
15	206	8	406	7
16	207	2	407	9
17	208	1	408	4
18	209	6	409	3

## Application Timings

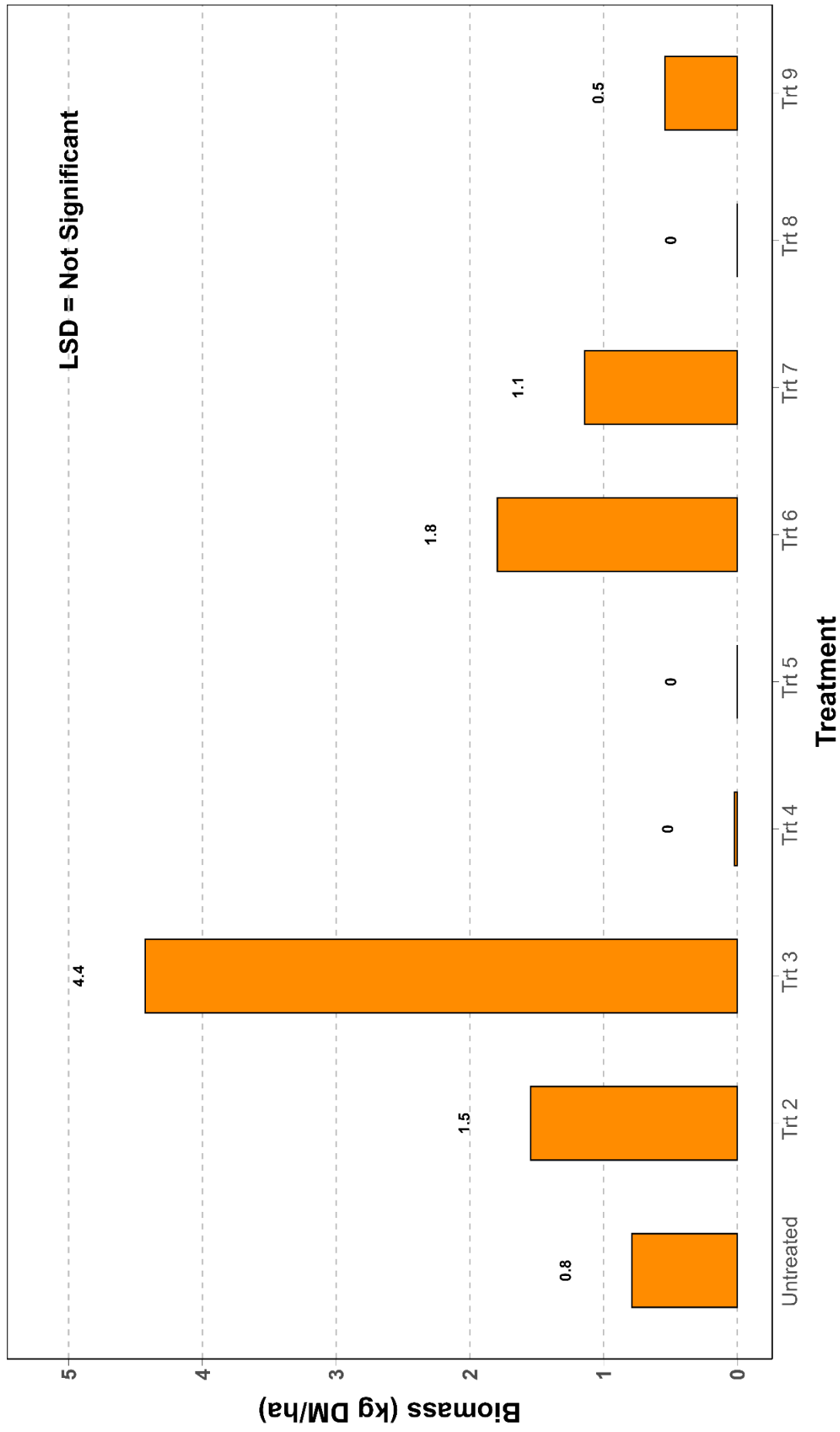
**Table 10:** A description of the growth stage of the white clover seed crop at treatment application timings in the Methven trial.

Application	Crop Growth Stage	Application Date
Timing 1	<b>Majority:</b> 3-6 trifoliolate leaves (GS 13-16)	23 May 2025
Timing 2	<b>Majority:</b> 6 Trifoliolate Leaves <b>Minimum:</b> 2 Trifoliolate Leaves <b>Maximum:</b> 10 Trifoliolate Leaves	14 August 2025
Timing 3	First flower buds emerged (still closed)	5 November 2025

## Weed Efficacy



**Figure 4:** Sow thistle population density in plots treated with eight different herbicide treatments on the 30 September 2025. Means that do not share a letter are significantly different.



**Figure 5:** Mean weed biomass (kg DM/ha) in treatment plots prior to desiccation on the 2 February 2026.

## Effects of Herbicides on Crop Development - Barrhill

The seed yield component data collected to date from the Barrhill trial is given in Table 11. There was no difference between treatments in plant population, number of stolons, flowers produced or flower maturity at harvest. Plots treated with 2 L/ha of paraquat (Gramoxone® 250) in early November had an average of 40% lower ( $P < 0.001$ ) machine dressed seed yield compared with the mean of the untreated control (nil herbicide).

**Table 11.** The plant population, stolons per plant, total flower population, mature and rotting flower population and machine-dressed (MD) seed yield from the Barrhill trial, harvested on 23 February 2026. Means that do not share a letter are significantly different.

Treatment	Plants/m <sup>2</sup>	Stolons/m <sup>2</sup>	Total flowers/m <sup>2</sup>	Mature & Rotting Flowers/m <sup>2</sup>	MD seed yield (kg/ha)
1	45	348	794	596	423 c
2	41	317	788	559	250 a
3	41	290	668	488	263 a
4	42	309	708	498	241 a
5	43	340	861	613	439 c
6	45	326	835	610	454 c
7	46	340	977	726	421 c
8	39	301	726	529	424 c
9	45	356	724	557	357 b
<b>Mean</b>	<b>43</b>	<b>325</b>	<b>787</b>	<b>575</b>	<b>364</b>
<b>p-value</b>	<b>ns</b>	<b>ns</b>	<b>ns</b>	<b>ns</b>	<b>&lt;0.001</b>
<b>LSD</b>					<b>50</b>

The final stolon count data is given in Table 12. This count was completed on 20 January 2026 prior to the first spray of the grower's desiccation programme. There was no significant difference in the number of flowers per stolon, or their development, prior to desiccation for harvest.

**Table 12.** Flowers per stolon, and the proportion (%) of the flower population intact but immature (bud, white, half-pollinated (half)), intact and fully pollinated (full), lost from hail and lost to rotting (Lost – Full) on 20 January 2026 at the Barrhill trial.

Treatment No.	Flowers/stolon	Intact immature %	Full %	Lost from hail %	Lost – Full %
1	1.9	38	17	29	16
2	2.4	34	13	20	34
3	2.2	33	26	16	24
4	1.8	21	14	29	36
5	2.0	28	21	31	21
6	2.5	34	17	27	23
7	2.6	20	31	30	19
8	2.7	18	22	25	34
9	2.1	27	21	20	32
<b>Mean</b>	<b>2.2</b>	<b>28</b>	<b>20</b>	<b>25</b>	<b>27</b>
<b>p-value</b>	<b>0.08</b>	<b>0.47</b>	<b>0.84</b>	<b>0.98</b>	<b>0.54</b>

## Harvest Resources

Managing white clover desiccation in challenging seasons – FAR Arable Update 78

<https://assets.far.org.nz/H78-Managing-white-clover-desiccation-in-challenging-seasons.pdf>

Desiccation options for white clover seed crops – 2022-23 SIRC Annual Research Report, Page 47-53

<https://assets.far.org.nz/SIRC-Annual-report-2022-2023.pdf>

White clover harvest management – 2021-22 SIRC Trial Results

<https://assets.far.org.nz/blog/files/e00d3032-584d-5638-bbe7-ed68b0e78aef.pdf>

White Clover Harvest management – 2020-21 SIRC Annual Research Report, Item 10

[https://assets.far.org.nz/All-herbage-and-vegetable-seed-reports\\_2023-08-01-010315\\_rrom.pdf](https://assets.far.org.nz/All-herbage-and-vegetable-seed-reports_2023-08-01-010315_rrom.pdf)

Desiccation options for white clover seed harvest – 2019-20 SIRC Annual Research Report, Page 20-24, Sow thistle control options in white clover – Page 48-52.

<https://assets.far.org.nz/SIRC-Research-Results-2019-20-WEB.pdf>

Sow thistle control options in white clover, FAR Research Results 2018-19, Page 108-111, Managing plant bulk in white clover, Page 112-113.

<https://assets.far.org.nz/blog/files/dfd1b8c8-654d-527f-91f0-00e2ef57d0a4.pdf>

## White clover seminar survey

Scan the QR code to access the survey





Foundation for Arable Research  
PO Box 23133, Hornby  
Christchurch 8441

Phone: 03 345 5783  
Email: [far@far.org.nz](mailto:far@far.org.nz)

**Follow us**  
@FARarable

[www.far.org.nz](http://www.far.org.nz)

